

Beyond the Edge by Patrick Hughes: a 3-D model to cut out and assemble


Supplement to Wade and Hughes (1999 “Fooling the eyes: *trompe l’oeil* and reverse perspective” *Perception* **28** 000 – 000)

TO ASSEMBLE


- 1 Print the following two pages on a colour printer.
2. Paste onto thin card (optional) and cut around the edges.
3. Crease the doors and clouds like this.



4. Place double-sided tape on tab A and position to point A on the mount.
5. Repeat with tab B to point B.
6. Place double-sided tape on the underside of the piece and firm down to create **three right angled peaks**.



Display at eye level



A

B